






Reception Home Learning – Spring Term – w/b 01.02.21

Hello everyone! A big thank you to our parents who have been supporting their children to access their learning via the zoom teaching sessions. It has been so lovely to see everyone and the children are responding really well to online teaching. Please bring your home learning pack, especially a whiteboard and pen to the 11am lesson. Send photos of your child’s learning to admin@st-marys.lewisham.sch.uk. Don’t forget you can access many E-books via websites listed on the school website home learning page. Many thanks!

<u>Week 2</u>	<u>Monday</u>	<u>Tuesday</u>	<u>Wednesday</u>	<u>Thursday</u>	<u>Friday</u>
PE	<p>Can you move like the wild animals in our story? https://youtu.be/uGgSGLFz-oA</p> 	<p>PE with Joe Let’s join Joe for a 5 minute workout.</p> 	<p>Now try some cosmic yoga, based on wild animals! https://youtu.be/C4CaR0syf1g</p> 	<p>Get moving with this Big African animal dance video. https://youtu.be/c7I5oUWE73g</p> 	<p>PE with Joe Can you manage another 8 minutes? (or you could break it down into 2 sessions of 4 minutes) https://youtu.be/pLuM18p9zbM</p> 

Literacy



This week we are reading a traditional tale from India called 'The old woman & the pumpkin'.
<https://youtu.be/Z1-gtTOWI70>

Does this story remind you of any other stories we've read? Clue – the story with a troll in. Where does it take place?

Listen to the story again, this time it's called 'No dinner'.
<https://youtu.be/gUXtvFqu9v8>



Can you remember the different wild animals in the story? What did the old woman say to stop them eating her?


No dinner The old woman was smarter than the wild animals. How did she trick them?
















No dinner Draw a picture of the old lady and make a speech bubble. What do you think she says to the wild animals? Have a go at writing her words. Use your finger to make gaps between the words.



This week's story is full of wild animals. Now make your own animal book. Fold a paper to make a book. Draw a picture on the cover, give your book a title. Draw pictures of animals inside and label them.



<p>Phonics</p>	<p><u>Lesson 1</u> This week we will be doing wordtime where we learn to blend the sounds and read the word. Watch the wordtime video with Rosie. https://schools.ruthmiskin.com/training/view/GNesHS4b/coscNwTm</p>	<p><u>Lesson 2</u> More speed sounds and fredtalk with Rosie! https://schools.ruthmiskin.com/training/view/kWSJc820/cld7HWCG</p> 	 <p><u>Lesson 3</u> https://schools.ruthmiskin.com/training/view/8K3J5XbY/M4wqw7DT</p>	<p><u>Lesson 4</u></p>  <p>Keep practising your blending! https://schools.ruthmiskin.com/training/view/wHGpsn5B/fGYQZsG8</p>	<p><u>Lesson 5</u> You should be a blending expert by now! https://schools.ruthmiskin.com/training/view/EBfSV8Tt/UNUtnpiq vvvvv</p> 
<p>Maths</p> <p>Growing 6, 7, 8!</p> 	<p>Numberblocks Today we are going to watch the programme on 6 (https://www.bbc.co.uk/iplayer/episode/b08pgksd/numberblocks-series-2-six)</p>  <p>Find a dice from your home learning pack. Can you find the face that shows 6. Like the</p>	<p>Numberblocks https://www.bbc.co.uk/iplayer/episode/b08pgqt4/numberblocks-series-2-seven</p>  <p>7 is a lucky number – there are 7 colours in a rainbow, 7 days of the week. Find out more by watching Numberblocks.</p>	<p><u>Week 1, session 4</u> Matching 6, 7 & 8 https://whiterosemaths.com/homelearning/early-years/growing-6-7-8/ In today's lesson we practise matching different pictures of 6, 7 & 8. You can play this at home, using your Numicon and cubes. Find the Numicon for 6, then make a tower with 6 cubes.</p> 	<p><u>Week 1, session 5</u> 1 more or less https://whiterosemaths.com/homelearning/early-years/growing-6-7-8/ Play a game with your grown up. Get 8 little toys and cover them with a blanket. Get your grown up to take 1 away – Count how many are left. Repeat with different numbers of toys. Let the grown up add a toy instead of take away as well.</p>	<p>Numberblocks Let's find out about 8! https://www.bbc.co.uk/iplayer/episode/b08pgvmb/numberblocks-series-2-eight</p>  <p>Meet Octoblocks – he's a bit of a superhero!</p>

	dominoes we used last week, the dice show numbers as groups of dots.				
Songs & games	<p>Join in with this action rhyme, 'If you are happy and you know it'</p> <p>https://youtu.be/71hqRT9U0wg</p> 	<p>Let's listen to a folk tale from another culture – this time from West Africa – The Leopard's Drum</p> <p>https://youtu.be/xDG3jxShZAo</p> <p>And find out why the tortoise has a hard shell.</p> 	<p>Watch Andy from Cbeebies as he goes on an safari adventure to Africa and meets some lions.</p> <p>https://www.bbc.co.uk/iplayer/episode/b09sz14g/andys-safari-adventures-series-1-7-andy-and-the-lions</p> 	<p>Let's sing one of our favourite jungle songs</p> <p>https://www.bbc.co.uk/teach/school-radio/nursery-rhymes-down-in-the-jungle/zfqgscw</p> 	<p>Do you know all the names of the wild animals in this film?</p> <p>https://youtu.be/CA6Mofzh7jo</p> 