



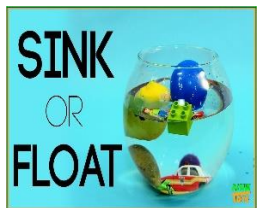























	Personal, Social and Emotional Development	Physical Development	Communication and Language	Literacy	Mathematics	Understanding the World	Expressive Arts and Design
Monday	<p>Feelings – talk with your child and create a list of different feelings that we all have: excited, scared, upset, happy... Explore some of these with them, especially in the context of the Coronavirus crisis. We will try to create a book together through the lockdown, called 'What Makes Me Happy' and we will add paintings or drawings as we go along. Draw a picture of how do you feel today, maybe after seeing your friends from nursery on zoom.</p> 	<p>Can you dance along?</p> <p>https://www.youtube.com/watch?v=Cg-wnQKRHTs</p> <p>Let's go swimming!!</p>	<p>Discuss what the sea is and the kinds of things people do at sea (fishing, swimming, traveling etc.).</p> 	<p>Listen to the story "Berry The Fish With Fingers"</p> <p>https://www.youtube.com/watch?v=Jn1FBkrHNKg</p> <p>Last Friday you had to think about what makes you special. What special skills do you have? Did you use those skills to help your friends like Berry did pointing at the falling crate? Have a think about how you can use your qualities to help your friends or family.</p> 	<p>Have a look at the Oak Academy's lesson on Matching pairs of identical objects</p> <p>https://classroom.thenational.academy/lessons/matching-pairs-of-identical-objects-61jk6d?activity=video&step=1</p> 	<p>Some objects float and others sink. Can you find some objects from around the house and check, using a bowl of water, if they sink or float?</p> <p>What can you tell about the ones that sink? What about the ones that float?</p> 	<p>Can you make a boat at home? You can use chairs or the couch, pillows and sheets. If you have a Frisbee or a round container lid, it would make a wonderful boat steering wheel. Look out for those big weaves or scary sea monsters that will try to sink you!!</p> 
Tuesday	<p>Can you think of something else that makes you happy? We want to add more paintings to your 'What Makes Me Happy' book. I know I am really happy when I hear a bird singing or when I smell fresh cut grass or a bouquet of flowers.</p> 	<p>https://www.youtube.com/watch?v=YIB2SJnBHBQ</p> <p>Joe Wicks and Izzy</p>	<p>Splashing around in the water is amazing! But the water can be a dangerous place as well. Discuss with your little one how to stay safe around water.</p> <p>https://www.youtube.com/watch?v=5wbewkNH-90</p> <p>https://www.youtube.com/watch?v=0o71KmM2Mmc</p>	<p>Phonics: body percussion</p> <p>https://www.youtube.com/watch?v=QqBHPT5uTP8&list=PLm2RM2K7CuCSfq278KRAJYGjq29ngs03M&index=2</p> <p>On your way to the park today, find a stick and try and use it as a pen to make marks in the mud or sand. Can you draw some shapes? What about a rainbow? If you feel confident, you can write the numbers from 1 to 5 or your name.</p>	<p>Matching socks – get lots of socks and un-pair them. Challenge your child to match all the socks and pair them. Once they've done this once independently challenge them to a race. Can they match all the socks in 60 seconds? Time them! Can you count how many socks do you have? Can you count how many pairs did you make?</p>	<p>Have a look at the video together.</p> <p>https://www.youtube.com/watch?v=2PpYpS8zFTA</p> <p>Can you think of some other objects that float?</p> <p>What do you think will happen to a stick/ keys/ lego brick/rock?</p> 	<p>Can you sing this lovely song together? It is good to practice alliteration and that tricky 's' sound.</p> <p>https://www.youtube.com/watch?v=nFxAiWkSePk</p> 

<p>Wednesday</p>	<p>This week we will be using our fingers to create marks. Set up a plate or a tray with a thin layer of salt, flour or rice for your child to mark make in. Today, have a go at drawing some faces on the tray. Talk about the different emotions they might feel i.e. happy, sad, excited, scared. Save the salt/flour/rice as this can be used again tomorrow.</p> 	<p>https://www.youtube.com/watch?v=qC83oFEeVZA</p> <p>Under the sea yoga.</p>	<p>Talk about the important role of lifeguards and lifeboats.</p> 	<p>I have found this wonderful and simple rhyme. You can have a go and add as many animals as you can.</p> <p>I took my shiny fishing rod And went down to the sea There I caught a little fish, Which made.. One fish and me.</p> <p>I took my shiny fishing rod And went down to the sea There I caught a little crab Which made.. one fish, one crab and me.</p> <p>Phonics : voice sounds https://www.youtube.com/watch?v=g8u84XGhRgo&list=PLm2RM2K7CuCSfq278KRAJYGjq29ngs03M&index=4</p>	<p>Have a look at Oak Academy's lesson on Matching pairs of related objects</p> <p>https://classroom.thenational.academy/lessons/matching-pairs-of-related-objects-c8v68t</p> 	<p>Sesame Street characters were also curious about which objects sink and which ones float.</p> <p>https://www.youtube.com/watch?v=Y58omh1fn-k</p> <p>https://www.youtube.com/watch?v=dy0S1Pv0eOE</p> 	<p>Have a go at making the concertina fish puppet. Instructions are at the bottom of the page.</p> 
<p>Thursday</p>	<p>https://www.youtube.com/watch?v=rtqLwqbw30Q</p> <p>Being a good friend is really important. More important than winning a race!</p> <p>Learn about friendship and also many interesting facts about sea animals from the story above.</p> <p>Can you draw a picture of how happy you are when you are doing something nice? We can add it to our book.</p>	<p>https://www.youtube.com/watch?v=14ou-fpIEI4</p> <p>Joe Wicks and Oliver</p>	<p>Can you learn the poem 'The Pool' by heart and recite it to your family? It is at the bottom of the page.</p> 	<p>Ask your child to find 6 items in the house and bring them back to you. Ask them to name what they have brought you. Can they identify the sound that it begins with i.e. Coat .. C-C-C- Coat.</p> 	<p>Find some different bottles with different types of lids. Ask your child to match the lids with the bottles. How many are together?</p> 	<p>I bet you are an expert at sinking/floating objects by now. Have a look at the next video. Stop it and guess if the objects used will float or sink.</p> <p>https://www.youtube.com/watch?v=eQuW8G2QV_Q</p>	<p>https://www.youtube.com/watch?v=R1Qn2bcZRT0</p> <p>There's a hole in the bottom of the sea! Try and keep up. I am out of breath already!</p> 

Friday	<p>Being in nature is very good for our wellbeing. Go on a scavenger hunt today. I have put at the bottom of the page a list of items you should try and find!</p> 	<p>https://www.youtube.com/watch?v=LhYtcadR9nw</p> <p>Squish the Fish Yoga.</p>	<p>Imagine you have found a magic shell. What would you wish for? Why?</p> <p>Draw a picture to show us what your wish will be.</p> 	<p>Phonics: Go on a noise hunt around your house. What can you find in your house that makes a noise? What kind of noise does it make? Is it loud or quiet?</p>  <p>Have a go at writing your name. Don't forget that the first letter is always a capital letter and the subsequent letters are always lowercase.</p>	<p>Another amazing lesson from Oak Academy on sorting. Get your toys and start sorting!</p> <p>https://classroom.thenational.academy/lessons/sorting-concrete-objects-to-form-sets-6crk8e?activity=video&step=1</p> <p>I always have a lot of containers and lids which are not matched and don't know which one goes where. Your child can help you sort that out!</p> 	<p>Have a go at making your own boat. The videos from the previous days should give you an idea about what materials to use. I have found a video about a paper boat</p> <p>https://www.youtube.com/watch?v=hiAWx8odStA a plastic bottle and lollipop sticks boat</p> <p>https://www.youtube.com/watch?v=2F1c4RPczDA or a more simple one</p> <p>https://www.youtube.com/watch?v=QBVqTKZr_qM</p> 	<p>Use your hand and some paint to print some octopuses. You can then stick some cereals to make those sticky tentacles.</p>  <p>You can also cut out the octopuses and add some string for its legs.</p> 
--------	--	---	---	--	--	--	--

This week we are focussing on “Berry, the Fish with Fingers” by Sue Hendra. The activities above are suggestions to get you started in supporting your child’s learning. Please, feel free to adapt them to your child’s level and include their interests as well. Children learn best through play, so make sure you are encouraging curiosity and let them use and develop their imagination. Work your way through the activities at a pace that works for you and your child. Try to turn off any distractions (e.g. the TV) and create a space where you can learn together. Keep it fun and keep each session short – maybe half an hour. The most important thing you can do is to carry on speaking with your child, to support their language development and to listen to their concerns at this time. If you require any support with your child’s Home Learning, please do not hesitate to email admin@st-marys.lewisham.sch.uk or ring 0208 6902613.

Concertina Fish Puppet




Nature Walk Scavenger Hunt

tree



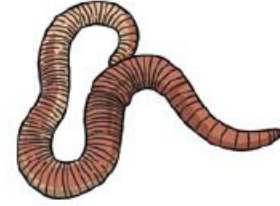
cloud



rocks



worm



insect



leaf



grass



twig

