





	Day 1	Day 2	Day 3
<p>9:00</p> <p>9:30</p> <p>Break 10:45</p> <p>Lunch</p>	<p><b>Destination Reader</b>-Read Chapter 5 – The Terrible Tractors, Of Fantastic Mr Fox. <b>Today you'll be making a vocab poster, choose 3 words from the chapter you have just read. On your poster write down the chosen word, the definition, a synonym (a word that means exactly or nearly the same) and a picture. Here are some words you could use to get you started: digging, clogged, thin</b></p>  <p><b>Literacy</b>-Open your 'Year 3 Literacy booklet' this will be our literacy booklet for the next couple of days. Complete the first activity on page 3, it is called 'Picture play'. Look at the image below. If you were in the lighthouse, what could you see? Write a description that tells your reader about the coast- line, the sea and the people/ animals that can be seen. Think about how you can use your senses in your description.</p>  <p><b>Maths</b>- Log in to Purple Mash and practise your timetables, it is called 'Multiplication'. Then <a href="#">click here</a>, and watch the 'Subtract Money' video. Then have a go at the '<b>Subtract Money</b>' worksheet.</p>	<p><b>Destination Reader</b>- Read Chapter 6- The Race, of Fantastic Mr Fox. Today you are going to be an author. <b>Write the next chapter of Fantastic Mr Fox. What do you think will happen? How? When? Where? Which character will be affected? Will you introduce a new character?</b></p>  <p><b>Literacy</b>- Open your 'Year 3 Literacy booklet'. Complete the second activity on page 3, it is called 'Dear Diary'. Watch this video called: 'The Lighthouse Keeper': <a href="https://www.youtube.com/watch?v=yo4rD9NvO5M">https://www.youtube.com/watch?v=yo4rD9NvO5M</a>. Create a timeline of what happened in the video. Imagine you are the lighthouse keeper and write his diary explaining what he did when the light went out. Think about:</p> <ul style="list-style-type: none"> <li>• How he was feeling</li> <li>• Why he was worried when the light went out</li> <li>• Describing in detail what he saw and what he did</li> </ul> <p><b>Maths</b>- Log in to Purple Mash and practise your timetables, it is called 'Multiplication'. <a href="#">Then Click here</a> and watch the '<b>Give Change</b>' video. Then have a go at the '<b>Give Change</b>' worksheet.</p>	<p><b>Destination Reader</b>- Read Chapter 7-We'll never let him go, of Fantastic Mr Fox. <b>Magazines often have advice pages. On those pages, experts help to solve people's problems. Write an advice letter to Bean to help him improve his behaviour and appearance.</b></p>  <p><b>Literacy</b>- Today you'll be doing a Roman Comprehension. Read the information on the <b>Romans comprehension text</b>. Then answer the questions on the <b>Roman Comprehension question sheet</b>. Then see if you can create your own Roman quiz for someone at home to play!</p> <p><b>Maths</b>- Log in to Purple Mash and practise your timetables, it is called 'Multiplication'. Then look for your 2Dos for today they are called, '<b>Money</b>', '<b>Currency Calculation</b>' and '<b>Sorting Multiples Venn diagram</b>'.</p>
<p>1:00</p>	<p>Spelling – The short u sound spelt o – <b>Spellings: govern, shovel, dozen, other, mother, brother, nothing, Monday, another, honey</b></p> <p><b>Mrs Kukus's phonics group</b> – click here to watch today's video. Reading video <a href="#">here</a>, spelling video <a href="#">here</a>.</p>	<p><b>Mrs Kukus's phonics group</b> - Click here to watch today's video. Reading video <a href="#">here</a>, spelling video <a href="#">here</a>.</p>	<p><b>Mrs Kukus's phonics group</b> - Click here to watch today's video. Reading video <a href="#">here</a> spelling video <a href="#">here</a>.</p>

1:30

# IXL (recommended maths activities)

2:00

**RE** – We are moving on to a new unit, we will be looking at how Holy Communion builds a Christian Community. [Click here](#) to watch a video on the last supper. Open the [Last supper document](#). Label the things you can see in Leonardo Da Vinci’s painting of ‘The Last Supper’. Then [click here](#) to watch ‘Communion’ taking place at church. **How is this similar to the video and picture of the last supper?**

**Login to Purplemash to find your 2do it is called Communion.** Complete an information sheet on holy communion. Remember to consider the following:

- What happened at the last supper?
- What happens during a communion service?
- How often does take communion place?
- Why are bread and wine used? What do bread and wine symbolise?






2:45

**‘Log-in to purple mash and choose a story to read, click on serial mash and then click on emeralds. Then pick one of the stories, find a quiet place, sit back and enjoy your reading time!**

**Science**–Today in science you will be doing an experiment! You will need 3 ice cubes. On one of the ice cube sprinkle some salt, on another sprinkle some sugar and leave the last ice cube as it is. Write down a prediction which Ice cube do you think will melt the fastest? Which ice cube will take the longest to melt? Now you’re ready to go, start a timer on your phone or computer. After 1 minutes observe the three ice cubes write your observations down on the Ice cube experiment sheet. You might even want to draw picture of the ice cube next to the observations you have written down. Repeat this process again after 3 minutes. Then with your timer still running, observe the ice cubes and see how long it takes to melt which ice cube melted the fastest which took the longest. Why do you this is?



What we need	Ice cube after 1min	Ice cube after 3 mins	Time it took to melt
			
			
			

**‘Log-in to purple mash and choose a story to read, click on serial mash and then click on emeralds. Then pick one of the stories, find a quiet place, sit back and enjoy your reading time!**

**PE** –Time for PE with Joe Wicks Click here and get moving!



**‘Log-in to purple mash and choose a story to read, click on serial mash and then click on emeralds. Then pick one of the stories, find a quiet place, sit back and enjoy your reading time!**