






Reception Home Learning – Spring Term

Please work your way through the activities at a pace that works for you and your child. Try to turn off any distractions (e.g. the TV) and create a space where you can learn together. Keep it fun and make each session no longer than half an hour. In addition to these activities, the most important thing that you can do is to carry on speaking and listening with your child, to support their language development and to listen to their concerns at this time. If you require any support with your child's Home Learning, please don't hesitate to email admin@st-marys.lewisham.sch.uk or ring 0208 6902613.

<u>Week 1</u>	<u>Monday</u>	<u>Tuesday</u>	<u>Wednesday</u>	<u>Thursday</u>	<u>Friday</u>
PE	Inset	<p>5 minutes PE with Joe Wickes https://youtu.be/1cDiwnOcgOQ Today Joe's doing a Spiderman workout!</p>	<p>PE with Joe https://youtu.be/N7CX0_7sLTA Remember parents – you can join in the workout too!</p>	<p>PE with Joe https://youtu.be/xbVr38Bhe7E</p> 	<p>PE with Joe https://youtu.be/h5PpLvMvW2s Are you ready to meet the froggy coach?</p>
Literacy		<p>Listen to this week's story – the Three Billy Goat's Gruff https://youtu.be/xNJBzcqjIYw The goats played a trick on the troll. Can you say what it was?</p>	<p>Listen to the story again https://youtu.be/xNJBzcqjIYw Where did the troll live? Draw a picture of a troll. Try and write some labels, like big, green, scary. Sound out the words as you write them Can you remember what he says?</p>	<p>Draw a picture of the 3 Billy Goats Gruff story. Where were the goats at the start of the story? How did they get to the green, green grass?</p> 	<p>The troll was very scary. Now design your own monster. Invent a name for it and say why it's scary. Does it have sharp teeth or claws, what colour will it be?</p>
Phonics		<p>Now watch the phonics video for w and then practice writing it on paper. What words begin with w?</p>	<p>Watch the phonics video for Z and practice writing it. https://schools.ruthmiskin.com/training/view/mTM3D6qw/7ErzI3jO</p>	<p>Watch the video for x and write it. https://schools.ruthmiskin.com/training/view/fleUOR7O/ud2hUh3t</p>	<p>Sh are special friends and make a soft sound. Watch the video –</p>

		https://schools.ruthmiskin.com/training/view/xqdSTIIW/OjzIHEIB		X is often at the end of words. Can you think of a word that rhymes with box?	https://schools.ruthmiskin.com/training/view/qHLc9BYp/3tz4Y8iB Can you think of some words that start with sh? Try and write them.
Maths	Alive in 5	Session 1: Watch the teacher talk about numbers to 5 – also how we show 0. Join her in singing 5 currant buns. Then click on ‘Get the activity’ for more things to do. https://whiterosemaths.com/homelearning/early-years/alive-in-5-week-1/	Session 2: Today’s lesson looks at ways of showing zero. https://whiterosemaths.com/homelearning/early-years/alive-in-5-week-1/ After watching the video, do the follow up activity – draw pictures to show numbers 0 – 5.	Session 3: Count how many bean bags the animals throw in the hoop. https://whiterosemaths.com/homelearning/early-years/alive-in-5-week-1/ Get a basket and 5 toys. Now you can play this game yourself. Count how many you can get in the basket.	Session 4: Today’s lesson is comparing amounts and saying which is more and which is less . https://whiterosemaths.com/homelearning/early-years/alive-in-5-week-1/ Now take the 2 dice from your home learning pack. Throw them. Which dice shows more dots and which less ?
Stories & songs		Find the animal game https://youtu.be/DUOhZ-hZ2rE Keep looking till you find the animal!	Let’s listen to one of our favourite songs in Reception – Pete the Cat - https://youtu.be/fj_z6zGQV_yM	Another story about our favourite cat – Pete the cat and the missing cupcakes.	A counting rhyme about some delicious buns - https://www.bbc.co.uk/teach/school-radio/nursery-rhymes-five-currant-buns/zm4nmfr