

Home Learning - Year 4







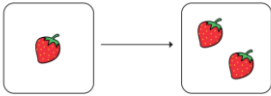



Please complete all activities in the exercise book provided.


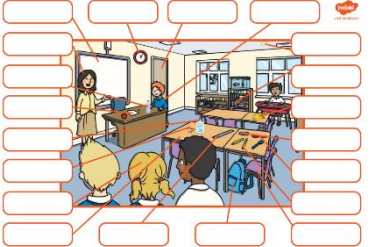





PE with Joe Wicks

[Click here](#) and get moving!

Try to include this at some point everyday – He is live at 9am but it can be done at any time.

Week 4	Monday 25 th January	Tuesday 26 th January	Wednesday 27 th January	Thursday 28 th January	Friday 29 th January
<p>9:00 Reading</p>	<p>Phonics Click here to watch today's phonics video. Now practise your spellings.</p>  <p>Reading. Read for 10 minutes. Listen to 'Where the Wild Things Are'.</p>	<p>Phonics Click here to watch today's phonics video. Now practise your spellings.</p>  <p>Reading. Read for 10 minutes. Listen to 'The dinosaur Who Lost His Roar'.</p>	<p>Phonics Click here to watch today's phonics video. Now practise your spellings.</p>  <p>Reading. Read for 10 minutes. Listen to the story, 'Two Hungry Bears'.</p>	<p>Phonics Click here to watch today's phonics video. Now practise your spellings.</p>  <p>Reading. Read for 10 minutes. Listen to 'Thelma the Unicorn'.</p>	<p>Phonics Click here to watch today's phonics video. Now practise your spellings.</p>  <p>Reading. Read for 10 minutes. Listen to the story 'Be Brave, Little Penguin'.</p>
<p>9:45 Maths</p> <p>If you do not have a printer – no worries, just answer as many questions in your exercise book as possible.</p>	<p>Practice counting in 3's up to 100 you can say it aloud or write it down.</p> <p>Click here to watch the video about using arrays. Then have a go at the worksheet. Click here.</p> <p>1 How many pears are there?</p>  <p><input type="text"/> + <input type="text"/> + <input type="text"/> = <input type="text"/></p> <p><input type="text"/> × <input type="text"/> = <input type="text"/></p> <p>There are <input type="text"/> pears.</p>	<p>Count in 3's up to 100. Click here to watch the video about making doubles. Then have a go at the worksheet. Click here.</p> <p>1 Complete the sentences. Use the pictures to help you.</p> <p>a)  Double 1 is <input type="text"/></p>	<p>Count in 3's up to 100. Click here to watch the video about 2 times tables. Then have a go at the worksheet. Click here.</p> <p>1 Write a fact from the 2 times-table to match the picture.</p> <p>a)  <input type="text"/> × <input type="text"/> = <input type="text"/></p>	<p>Count in 3's to 100. Click here to watch the video about 5 times tables.</p> <p>Now have a go at the worksheet click here.</p> <p>1 a) Match the picture to the times-table fact.</p>  3×5	<p>Re – cap counting in 2's 3's and 10's to 100. Can you count back in 2's, 3's and 10's from 100 to 0?</p> <p>Click here to watch the video about 10 times tables.</p> <p>Have a go at the worksheet click here.</p> <p>1 How many cookies are there?</p>  <p><input type="text"/> × 10 = <input type="text"/></p> <p>There are <input type="text"/> cookies.</p>
10:45 Break					

<p>11:00 Literacy</p>	<p>Using your 'Sentence Building' pictures, create sentences using 'Who?', 'What doing?' and 'Where?'</p> <p>See example below.</p>  <p>The bear is sitting in the zoo.</p> <p>Now have a go at making some silly sentences.</p>	<p>Look at the picture of the classroom. With your adult discuss what you can see. Think about the following: -</p> <p>Who can you see?</p> <p>What are they doing?</p> <p>Where in the classroom are they?</p> <p>What is your experience of being in the classroom?</p> 	<p>Today you are going to look at the 'Classroom Labelling Word Mat'.</p>  <p>Can you group the items into 'Who?' and 'What?'</p> <p>If you can print and cut these out, then you can stick your two groups in your exercise book. If not then you can draw and label your two groups in your exercise book.</p>	<p>Using both your picture and labelling sheet can you fill in the blanks on the picture sheet.</p> <p>Using your 'Who?' and 'What?' created for this picture to write sentences.</p> <p>You can use your 'Sentence Building' sheet to help you.</p> <p>See example.</p>  <p>Boy is reading book.</p>	<p>IXL – Literacy Activities</p> <p>Have a look in the grammar section along with sentences.</p>
<p>12:00 Lunch</p>	<p>Spending half an hour on IXL – focus on multiplication and division question types.</p>				
<p>1:00 IXL Maths</p>	<p>Spending half an hour on IXL – focus on multiplication and division question types.</p>				
<p>1:30 Spelling & Handwriting</p>	<p>Spelling rule: Sight words. There will be a zoom meeting to conduct your spelling test for last week's spelling words</p> <p>New words: they/have/which/would/each/people/these/first/what/your</p>				
<p>2:00 Topic</p>	<p>RE</p> <p>Today we are going to be looking at 'What is Karma and How does it affect the life of a Hindu?'</p> <p>Click here to learn what it is.</p> <p>On the pages below you will find some more information about Karma along with a worksheet.</p> <p>Your task today is to complete the 'Action and Reaction' worksheet.</p> <p>Think about how a person may react to you should you act in those way on the chart. How might you feel as result of their reaction? How would this affect you ultimately.</p>	<p>Science</p> <p>Today we are continuing to learn about our teeth.</p> <p>Do you know how many teeth humans have?</p> <p>Can you name them?</p> <p>What do the different teeth do?</p> <p>By the end of today's session, you will be able to answer these questions.</p> <p>Watch this video clip click here.</p> <p>Now that you have watched the video, have a go at the quiz, let's see what you remember.</p> <p>https://central.espresso.co.uk/espresso/prinary_uk/subject/module/activity/item1079178/grade2/module1070017/index.html</p> <p>Now complete the 'Teeth Exploration' worksheet. This can be found below. When you are finished colour it in.</p>	<p>Computing</p> <p>Today we are going to be using our coding skills.</p> <p>But first, what is an algorithm? Watch the BBC Bite size video to find out.</p> <p>http://www.bbc.co.uk/guides/zqrg7ty</p> <p>Now have a look at the 'What is decomposition?' video. Click here. Be sure to make notes in your exercise books of the things you have learned from both these videos.</p> <p>Enough theory!</p> <p>Login to purple mash and have a go at your 2do activity.</p>  <p>Fun with fish</p>	<p>Geography</p> <p>We are going to be learning about 'Fairtrade' today.</p> <p>Find your research grid and fill in the first 2 columns. K (what I know?) So what you already know about fair-trade if anything at all. If not leave this column blank.</p> <p>Fill in the W (what I want to know?) Write a least 3 questions that you have about fair trade.</p> <p>Now click here to find out.</p> <p>Make sure to watch the video 3 times to extract as much information as possible.</p> <p>Click here to learn a bit about fair trade cocoa.</p> <p>Your task today is to design a poster encouraging people to buy fair trade products. Head on over to purple mash to get designing. It is called 2Do: Fair trade Poster.</p>	<p>P.E</p> <p>Complete this workout video</p> <p>Click here</p> <p>Make sure to drink your water!</p>

Remember to send photos of yourselves engaging with your learning. We would love to share them with the rest of St Mary's!

Sentence Building

Who?

What doing?

Where?



The lion



Dad



The zebra



is running




is drawing



is writing



in the kitchen



in the garden



in the park



The bear



The horse



The tiger



is reading



is singing



is painting



in the supermarket



in the living room



in the bathroom



The girl



Grandpa



The giraffe




is baking



is playing



is brushing



on the beach



in the restaurant




in the car



Mum



Granny



The elephant



is sitting



is hopping



is jumping



in the cafe



in the bedroom



in the dining room



The teacher



The cat



The frog




is eating



is sleeping



is dancing



in the zoo



in the library



in the swimming pool



The boy



The doctor



The dog




is walking



is swimming



is talking



in the cinema



on the bus



in the classroom

Karma

Hindus believe in karma. This is the idea that for every action, there is a reaction or consequence.

If you are kind and considerate, you will have good karma; however, if you are selfish, you will have bad karma. This will affect how you will live in the next life.



Dharma, Karma and Reincarnation

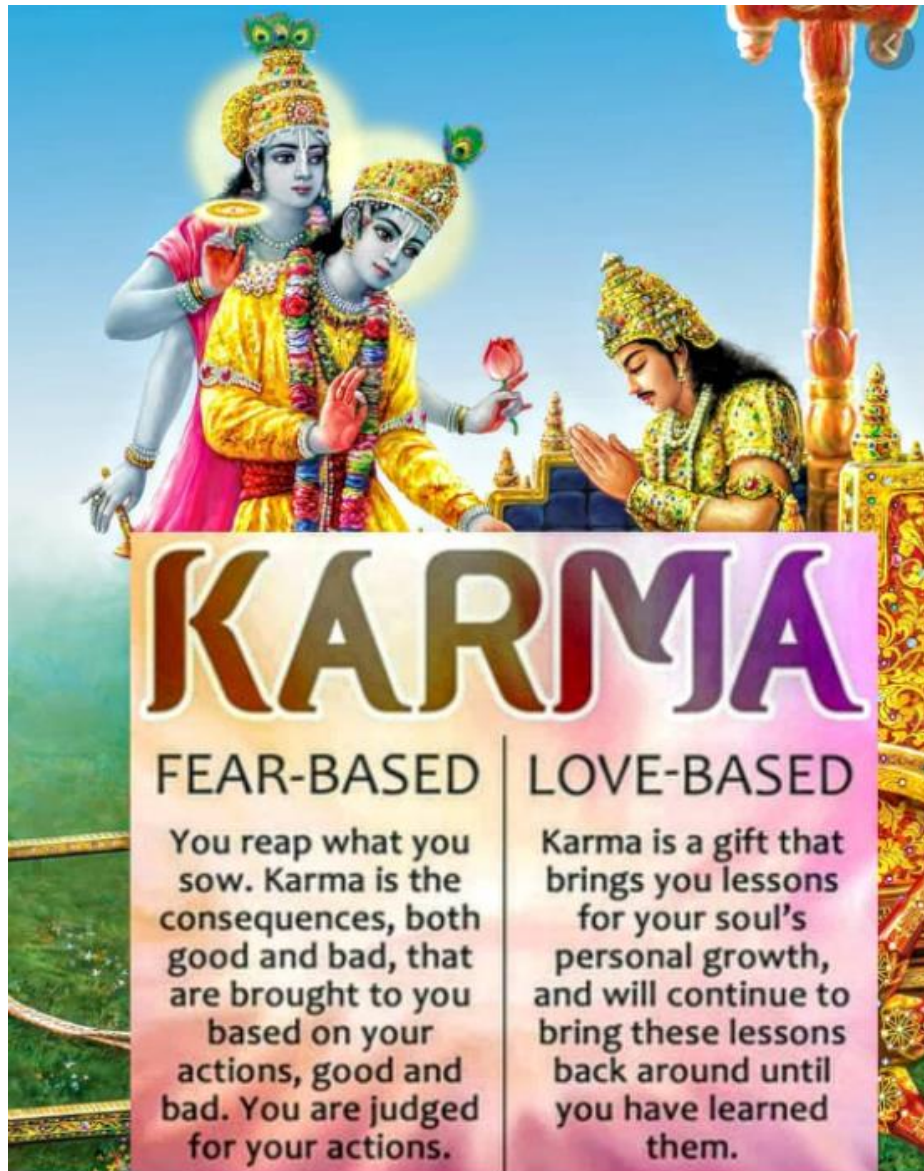
Karma refers to the law that every action has a reaction in the near or distant future. Therefore, actions in accordance with dharma will have good reactions.

If a Hindu follows the dharma, they can expect to be reincarnated into a higher form in the next life or good luck will come their way.

Reincarnation


Hindus believe that all living things have a soul (atma) which cannot be destroyed. Instead, Hindus believe in reincarnation, which means that the soul exists inside the body until the living thing dies. It then enters a new living thing.

Karma, good and bad actions carried out during someone's life, affects which living thing the soul will be born into next. For example, Hindus think it is possible for a human soul to be reborn as a cat.



KARMA

FEAR-BASED	LOVE-BASED
You reap what you sow. Karma is the consequences, both good and bad, that are brought to you based on your actions, good and bad. You are judged for your actions.	Karma is a gift that brings you lessons for your soul's personal growth, and will continue to bring these lessons back around until you have learned them.



What is Karma?

Hindus believe that the soul passes through a cycle of successive lives and its next incarnation is always dependent on how the previous life was lived.

Karma is the cause of our particular destiny. Misfortunes in our present life are the result of acts that we have committed in the past. In the same way, our actions in our present lives will determine our fate in the lives that follow. Hindus therefore aim to live in a way that will cause each of their lives to be better than the life before.

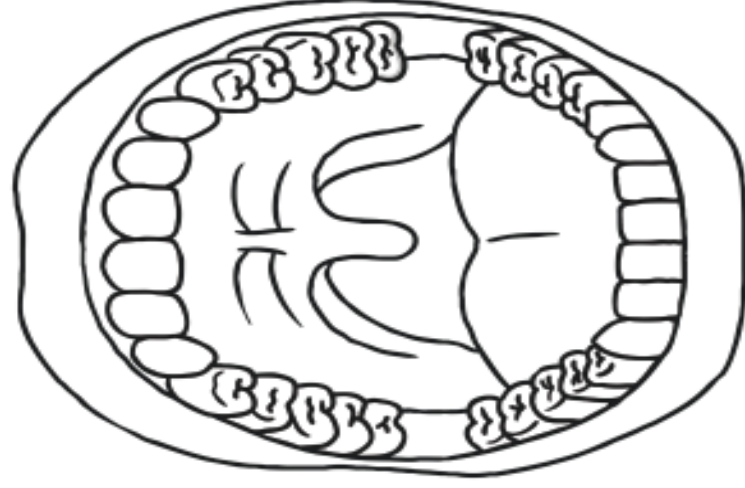
Action	Reaction
Saying unkind things to people	People will be hurt and won't want to be around you
Taking away people's friends	
Hurting other people	
Not believing what other people say and ignoring their advice	
Telling lies	

Teeth Exploration

You will need:

- A partner
- A mirror

Look at your partner's teeth. Use the diagram below to show what teeth they have. Cross out any missing teeth. If you recognise any milk (baby) teeth, write 'M' on them. If you recognise any adult teeth, write 'A' on them. Then, label incisors, canines, premolars and molars.



Match each tooth type to its function:

- Incisor
- Canine
- Premolar
- Molar
- Wisdom Teeth

- No function
- Biting and cutting food
- Holding and crushing food
- Ripping and tearing food
- Chewing and grinding food



Topic -

K

W


L

What I know

What I want to know

What I learned





Classroom Labelling Word Mat



teacher



boy



girl



bag



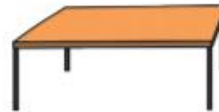
chair



clock



pencil



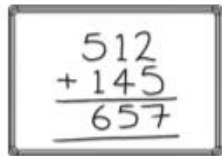
table




ruler



book



whiteboard



rubber



pen



light



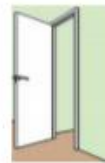
tray



scissors



water bottle



door



glue



paper