

# Home Learning - Year 4














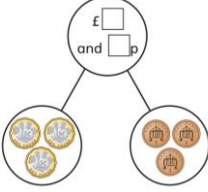






Please complete all activities in the exercise book provided.


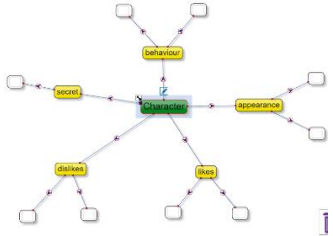


## PE with Joe Wicks

[Click here](#) and get moving!

Try to include this at some point everyday – He is live at 9am but it can be done at any time.

Week 1	Monday 22 <sup>nd</sup> February	Tuesday 23 <sup>rd</sup> February	Wednesday 24 <sup>th</sup> February	Thursday 25 <sup>th</sup> February	Friday 26 <sup>th</sup> February
<b>9:00 Reading</b>	<p><b>Phonics</b> Click <a href="#">here</a> to watch today's phonics video. Now practise your <a href="#">spellings</a>.</p> <p><b>Reading.</b> Read Chapter 1 in purple mash</p> 	<p><b>Phonics</b> Click <a href="#">here</a> to watch today's phonics video. Now practise your <a href="#">spellings</a>.</p> <p><b>Reading.</b> Read Chapter 2 in purple mash.</p> 	<p><b>Phonics</b> Click <a href="#">here</a> to watch today's phonics video. Now practise your <a href="#">spellings</a>.</p> <p><b>Reading.</b> Read Chapter 3 in purple mash.</p> 	<p><b>Phonics</b> Click <a href="#">here</a> to watch today's phonics video. Now practise your <a href="#">spellings</a>.</p> <p><b>Reading.</b> Read Chapter 4 in purple mash.</p> 	<p><b>Phonics</b> Click <a href="#">here</a> to watch today's phonics video. Now practise your <a href="#">spellings</a>.</p> <p><b>Reading.</b> Read Chapter 5 in purple mash.</p> 
<b>9:45 Maths</b>	<p>Today you are going to watch a video about recognising coins and notes. <a href="#">Click here</a>.</p> <p>Now have a go at the worksheet. <a href="#">Click here</a>.</p> <p>1 Match the note to its value.</p>  <input type="text" value="5 pounds"/>  <input type="text" value="20 pounds"/>	<p>Today you are going to watch a video about counting pennies. <a href="#">Click here</a>.</p> <p>Now have a go at the worksheet. <a href="#">Click here</a>.</p> <p>1 Match the coin to its value.</p>  <input type="text" value="20p"/>  <input type="text" value="2p"/>  <input type="text" value="50p"/>	<p>Today you are going to watch a video about counting money in pounds. <a href="#">Click here</a>.</p> <p>Now have a go at the worksheet. <a href="#">Click here</a>.</p> <p>1 Match the coin or note to its value.</p>  <input type="text" value="£5"/>  <input type="text" value="£1"/>  <input type="text" value="£50"/>	<p>Today you are going to watch a video about counting money (notes and coins). <a href="#">Click here</a>.</p> <p>Now have a go at the worksheet. <a href="#">Click here</a>.</p> <p>1 Complete the part-whole models.</p> <p>a)</p> 	<p>Today you are going to watch a video about selecting money. <a href="#">Click here</a>.</p> <p>Now have a go at the worksheet. <a href="#">Click here</a>.</p> <p>1 Circle 67p.</p>  <p>Is there another way to do it?</p>
<b>10:25 Break</b>					
<b>11:00 Literacy</b>	<p>Today you are going to open up your <a href="#">'Pippety Skycap A tale of mischief!' document</a> and have a look and complete pages 19 and 20.</p> 	<p>Open <a href="#">'Pippety Skycap A tale of mischief!'</a> and look page 21. Have a go and complete page 22.</p> 	<p>Open <a href="#">'Pippety Skycap A tale of mischief!'</a>. Have a go at reading and completing pages 23 to 25.</p> 	<p>Open <a href="#">'Pippety Skycap A tale of mischief!'</a> Look at page 26 and read the poem. Can you complete your own poem on page 27?</p> 	<p>Busy things – Have a go at some Literacy activities.</p> 

12:00 Lunch					
1:00 IXL Maths	Spend half an hour on IXL – Focus on Recognising and Counting Money question types.				
1:30 Spelling & Handwriting	Spelling rule: <b>High frequency words</b> . There will be a zoom meeting to conduct your spelling test for last week's spelling words Recap words: <b>everyone/because/found/great/school/laughed/around/know/morning/window</b>				
2:00 Topic	<p><b>RE</b></p> <p>Today you are going to be looking at being able to describe what a monastic community is. Head on over to Purple mash to view images of different monastic communities. Have a go at writing what you can see in each picture.</p>  <p>Now watch a video about living a monastic life. <a href="https://vimeo.com/460920029">https://vimeo.com/460920029</a></p> <p>Write about what a monastic life is based on what you have watched.</p>	<p><b>Science</b></p> <p>Today you are going to watch a video on solids, liquids and gases. Click <a href="#">here</a>.</p> <p>Go on a hunt to find 3 examples of a solid, liquid and gas around your house.</p> <p>Now login to Purple Mash and complete the 2 Connect activity. In the activity, you will identify the three state of matter and their key features.</p> 	<p><b>History/Geography</b></p> <p>Introduction video on who the Romans were and why their empire was so big. <a href="#">Click</a> to view.</p> <p>Espresso Username: student21406 Password: mary13</p> <p>View the power point about the spread of the Roman Empire.</p> <p>Below you will view a map of the Roman empire with the Roman names for the city. Can you recreate your own Roman empire map labelling and colouring it in?</p>	<p><b>Art/DT</b></p> <p>Today you will start the lesson by watching a <a href="#">video</a> on Roman inventions focusing on heating systems, ice houses and catapults.</p> <p>You will now make a simple catapult using lolly sticks and rubber bands. Test your catapult to see how far it can accurately throw cotton wool or crushed up paper or tissue etc.</p> <p>Click <a href="#">here</a> to view how.</p>	<p><b>P.E</b></p> <p>Complete this workout video</p> <p>Click <a href="#">here</a></p> <p>This week you are doing 'Just Dance' work out. Have fun and make sure to drink your water!</p>
3:00 Reading	Enjoy listening to ' <a href="#">Fantastic Mr Fox</a> ' by Roald Dahl.				

Remember to send photos of yourselves engaging with your learning. We would love to share them with the rest of St Mary's!

# The Roman Empire in 117 AD

- Senatorial provinces
- Imperial provinces
- Client states



## Roman Empire: 2<sup>nd</sup> Century AD

