

Home Learning - Year 4










Please complete all activities in the exercise book provided.



PE with Joe Wicks

[Click here](#) and get moving!

Try to include this at some point everyday – He is live at 9am but you can do it at any time.

Week 4 Wednesday 17th March	Group A	Group B	Group C
<p>9:00 Reading</p> <p>This week we will be continuing our shared text called 'I was a Rat' By Phillip Pullman.</p> 	<p>Today you are going to read through pages 107 to 131. Be sure to note any words that need clarification using your clarifying tool kit.</p> <p>Let us remind ourselves of how we clarify when reading a piece of text.</p> <div data-bbox="488 561 929 928"> <p>Our reading strategy is Clarifying</p> <p>What is Clarifying? What do we use?</p> <ul style="list-style-type: none"> To clarify something is to try to understand a meaning. There are 2 parts: <div style="display: flex; justify-content: space-around;"> <div data-bbox="488 683 705 778"> <p>1 Identifying or admitting being stuck on a word or idea.</p> </div> <div data-bbox="734 683 918 778"> <p>2 Working out how to solve the problem.</p> </div> </div> <p>What makes good clarifying?</p> <ul style="list-style-type: none"> Stopping and checking we understand as we read. Independently using as many strategies as possible such as context and grammar e.g. I know the prefix bi means 2 so.... <p>Why do we clarify? So we understand what we have read!</p> </div> <p>Write a brief summary highlighting the main events that have taken place throughout the chapters you have just read.</p>	<p>Phonics. Click here to watch today's phonics video.</p> <p>Reading. Read for ten minutes or have a listen to the following story 'Be Kind'.</p> 	<p>Phonics. Click here to watch today's phonics video.</p> <p>Reading. Read for ten minutes or have a listen to the following story 'When Spring Comes'.</p> 
<p>9:45 Maths</p> <p>If you do not have a printer – no worries, just answer as many questions in your workbook as possible.</p>	<p>Today you are going to practice your multiplication and division skills. Head over to Purple mash to complete the 2Do Multiplication and division.</p> 	<p>You are going to practicing your multiplication skills using arrays. Login to purple mash and complete the 2Do Arrays.</p> 	<p>You are going to practicing your multiplication skills using arrays. Login to purple mash and complete the 2Do Arrays.</p> 
<p>10:25 Break</p>			
<p>11:00 Literacy</p>	<p>Login to your purple mash and complete the 2Do Little Red Meets the Wolf. Here you will have a chance to practice placing your capital letters, full stops, question and exclamation marks appropriately.</p> 	<p>Login to your purple mash and complete the 2Do Little Red Meets the Wolf. Here you will have a chance to practice placing your capital letters, full stops, question and exclamation marks appropriately.</p> 	<p>Login to your purple mash and complete the 2Do Little Red Meets the Wolf. Here you will have a chance to practice placing your capital letters, full stops, question and exclamation marks appropriately.</p> 
<p>12:00 Lunch</p>			

1:00 IXL Maths	Spend half an hour on IXL – focus on Multiplying.		
1:30 Spelling & Handwriting	Spelling – Homophones and near homophones: seen/scene/weather/whether/whose/who's/mail/male/mane/main – Rainbow Write Handwriting: Use your spelling words to practice your handwriting – 2 lines for each word.		
2:00 Topic	P.E Today you are going to be doing a dance workout. Make sure you have a bottle of water nearby. Enjoy!	P.E Today you are going to be doing a dance workout. Make sure you have a bottle of water nearby. Enjoy!	P.E Today you are going to be doing a dance workout. Make sure you have a bottle of water nearby. Enjoy!
3:00 Reading	Enjoy reading and listening to ' Kindness is My Superpower '.		

