

Home Learning - Year 4








Please complete all activities in the exercise book provided.



PE with Joe Wicks

[Click here](#) and get moving!

Try to include this at some point everyday – He is live at 9am but you can do it at any time.

<p>Week 5 Wednesday 24th March</p>	<p>Group A</p>	<p>Group B</p>	<p>Group C</p>
<p>9:00 Reading</p> <p>This week we will be continuing our shared text called 'I was a Rat' By Phillip Pullman.</p> 	<p>Today you are going to read through pages 132 - 152. Be sure to note any words that need clarification using your clarifying tool kit.</p> <p>Let us remind ourselves of how we clarify when reading a piece of text.</p> <div data-bbox="481 558 896 901"> <p>Our reading strategy is Clarifying</p> <p>What is Clarifying? What do we use?</p> <ul style="list-style-type: none"> To clarify something is to try to understand a meaning. There are 2 parts: <div style="display: flex; justify-content: space-around;"> <div data-bbox="481 670 683 758"> <p>1 Identifying or admitting being stuck on a word or idea.</p> </div> <div data-bbox="705 670 896 758"> <p>2 Working out how to solve the problem.</p> </div> </div> <p>What makes good clarifying?</p> <ul style="list-style-type: none"> Stopping and checking we understand as we read. Independently using as many strategies as possible such as context and grammar e.g. I know the prefix bi means 2 so..... <p>Why do we clarify? So we understand what we have read!</p> </div> <p>Write a brief</p> <p>summary highlighting the main events that have taken place throughout the chapters you have just read.</p>	<p>Phonics. Click here to watch today's phonics video.</p> <p>Reading. Read for ten minutes or have a listen to the following story 'Swapsies'.</p> 	<p>Phonics. Click here to watch today's phonics video.</p> <p>Reading. Read for ten minutes or have a listen to the following story 'It's My Turn'.</p> 
<p>9:45 Maths</p> <p>If you do not have a printer – no worries, just answer as many questions in your workbook as possible.</p>	<p>Today you are going to practice your multiplication and division skills. Head over to Purple mash to complete the 2Do Pictorial Multiplication and division.</p> 	<p>You are going to be practising your place value skills. Login to purple mash and complete the 2Do Place Value 10s and ones.</p> 	
<p>10:25 Break</p>			
<p>11:00 Literacy</p>	<p>Today you are going to do some more work on grammar. Head on over to Purple mash to complete the 2do's Making Lists and Lily's Dog.</p> <div style="display: flex; justify-content: center; gap: 20px;">   </div>		

12:00 Lunch	
1:00 IXL Maths	Spend half an hour on IXL – focus on Multiplying.
1:30 Spelling & Handwriting	Spelling – High frequency words: accidentally/early/knowledge/purpose/actually/earth/learn/quarter/address/question – Bubble Write Handwriting: Use your spelling words to practice your handwriting – 2 lines for each word.
2:00 Topic	<p>P.E Today you are going to be doing a virtual P.E workout.</p> <p>Make sure you have a bottle of water nearby.</p> <p>Enjoy!</p>
3:00 Reading	Enjoy reading and listening to ' Nobody hugs a Cactus '.