







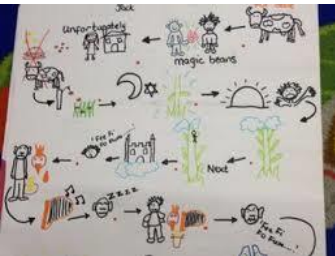




















Reception Home Learning – Spring Term – w/b 22.02.21

Hello everyone! Hope you had a good half-term and got to eat some pancakes on Shrove Tuesday. This half term our theme is **Growing** and we will be enjoying lots of activities based around the story of Jack & the Beanstalk, as well as planting some beans of our own. Please send photos of your child's learning to admin@st-marys.lewisham.sch.uk. Zoom teaching starts again on Tuesday. See you at 11! Miss Rowe

<u>Week 2</u>	<u>Monday</u>	<u>Tuesday</u>	<u>Wednesday</u>	<u>Thursday</u>	<u>Friday</u>
Topic	<p>Social & Emotional Development One of our favourite songs in Reception is 'If you're happy and you know it'</p> <p>https://youtu.be/71hqRT9U0wgC</p>  <p>Can you tell your grown up all the things that make you happy?</p>	<p>Physical Development This short cosmic yoga session will introduce us to Jack & the Beanstalk.</p> <p>https://youtu.be/RtrvmlqhdnQ</p> 	<p>Understanding the world Have you ever wondered how to grow a bean plant? Watch this fascinating film- we'll be planting our own beans when you come back to school.</p> 	<p>Understanding the world Watch these grow-your-own video clips on cbeebies and then have a go at planting your own garlic and herbs.</p> <p>https://www.bbc.co.uk/cbeebies/joinin/down-on-the-farm-grow-your-own-article</p> 	<p>Physical Development Hope you all managed to keep fit last week. Joe is back to give us an 8 minute work-out.</p> <p>https://youtu.be/EXT2jLRlaf8</p> 
Literacy	<p>This week's story is all about growing – Jack and the Beanstalk.</p> <p>https://youtu.be/-lGG5gYZ8c</p>	<p>Listen to Jack's story again.</p> <p>https://youtu.be/-lGG5gYZ8c</p> <p>A lot happens to Jack when he gets to</p>	<p>The giant gets very angry in the story of Jack. Can you explain what makes him angry?</p> <p>Draw a picture of a scary giant with a speech</p>	<p>Let's have a go at drawing a story map about Jack's adventure. Where is he at the start of the story? Who does he meet? What happens</p>	<p>Jack is feeling sorry about what he did to the Giant. Can you remember what he did that was wrong? Try and write a letter to the</p>

	<p>Imagine you were given some magic beans to plant – what would you like to see at the top of your beanstalk? Draw a picture of it and label it.</p> 	<p>the top of the beanstalk. Can you remember all the people and animals he meets? What does he do to stop the giant seeing him?</p> 	<p>bubble. Have a go at writing what you think he is saying.</p> 	<p>next? Try and finish the story map after our zoom lesson.</p> 	<p>Giant to say sorry. I will show you how to do this in the zoom lesson.</p> 
<p>Phonics</p> 	<p><u>Lesson 1</u> More speed sounds and fredtalk with Rosie! https://schools.ruthmiskin.com/training/view/bFhYPffc/smQAx0kq</p> 	<p><u>Lesson 2</u> One of Rosie's words today is 'kit'. Can you think of some words that rhyme with kit? https://schools.ruthmiskin.com/training/view/wVGEYOff/s8QI7QSR</p> 	<p><u>Lesson 3</u></p>  <p>Keep practising your blending! https://schools.ruthmiskin.com/training/view/OJkDU Pgp/AMkOYZyB One of Rosie's words today is 'can'. Have a go at writing all the words you</p>	<p><u>Lesson 4</u> You should be a blending expert by now! https://schools.ruthmiskin.com/training/view/vJUn9ymL/Ns3TTaVM One of today's words is 'bad'. Can you write this rhyming sentence? the dad had a sad lad.</p> 	<p><u>Lesson 5</u> https://schools.ruthmiskin.com/training/view/vPLxSlpT/Qz0XEV2n Let's try and write a short sentence with Rosie's words – have a go on your whiteboards. I have a red cup.</p> 

	How many words can you think of that rhyme with bin?		know which rhyme with 'can'.		
Maths Growing 6, 7, 8! 	<p><u>Week 3, session 1</u> Taller & shorter https://whiterosemaths.com/homelearning/early-years/growing-6-7-8-week-3/</p> <p>Get out the cubes and dice from your home learning pack. Throw the dice and use that number of cubes to make a tower. Throw the dice again and make another tower. Which is taller and which is shorter ?</p> 	<p><u>Week 3, session 2</u> Longer & shorter https://whiterosemaths.com/homelearning/early-years/growing-6-7-8-week-3/</p> <p>Today we're going to make some snakes with penne pasta. Line up your pasta to make snakes of different lengths. Can you say which is the longest and which the shortest?</p> 	<p><u>Week 3, session 3</u> Days of the week https://whiterosemaths.com/homelearning/early-years/growing-6-7-8-week-3/</p> <p>Watch the story of Jasper's beanstalk (https://youtu.be/Da6lxY_8jmU)</p> <p>Can you remember what Jasper did on each day? Now get a big piece of paper. Ask your grown up to write the 7 days of the week. Draw a picture for each day of the week, to show something you do.</p> 	<p><u>Week 3 session 4</u> Measuring height https://whiterosemaths.com/homelearning/early-years/growing-6-7-8-week-3/</p> <p>Use your cubes to measure the height of objects around your home. The scissors in the photo are 6 cubes tall. What is the tallest object you can find? Send us a photo!</p> 	<p><u>Week 3, session 5</u> Measuring time https://whiterosemaths.com/homelearning/early-years/growing-6-7-8-week-3/</p> <p>In today's lesson we are going to be measuring time. Some things take longer to do and others can be done quickly. Get an adult to time you. How many star jumps can you do in 1 minute? How many times can you write your name in 1 minute? How many times can you stand up and then sit down in 1 minute?</p> 

<p>Songs & games</p>	<p>Listen to this song about growing https://youtu.be/hohD7WSRxIs</p>  <p>How many things can you think of that grow?</p>	<p>Watch Love Monster plant some hot chocolate flower seeds – it's not as easy as he thought! https://www.bbc.co.uk/iplayer/episode/m000h45g/love-monster-series-1-19-plant-a-seed-day</p> 	<p>Here a new song for us to learn about planting seeds https://youtu.be/cRhGOdqWllo</p> 	<p>Let's learn this action rhyme about everything a seed needs to grow https://youtu.be/1qmSVz28PKM</p> <p>A Little Seed</p> <p>A little seed for me to sow A little soil to make it grow A little hole, a little pat, A little wish, and that is that, A little sun, a little shower. A little while - And then, a flower!</p> 	<p>Let's finish the week with a nursery rhyme which is all about growing – Mary, Mary, quite contrary https://www.bbc.co.uk/teach/school-radio/nursery-rhymes-mary-mary-quite-contrary/zdtj47h</p> 
---------------------------------	---	--	---	--	---