







Reception Home Learning – Spring Term – w/b 01.03.21

Hello everyone! This is our last week of Zoom teaching before children return to school on the week starting 8th March. Next week, there will be home learning emailed to you for the 3 days your child is not at school but no live teaching on zoom. Please send photos of your child’s learning to admin@st-marys.lewisham.sch.uk. See you at 11! Miss Rowe

Week 2	Monday	Tuesday	Wednesday	Thursday	Friday
Topic	<p>PD – Health & Self-Care</p> <p>- How many different vegetables can you think of? Which is your favourite? Why do you like it?</p> 	<p>PSED – Managing behaviour</p> <p>Watch this lovely story on youtube called ‘Be Kind’ https://youtu.be/ka04-2UzgPo</p>  <p>Can you think of some ways you can be kind to others?</p>	<p>Understanding the world</p> <p>Watch this cbeebies film on how to grow your own carrots (just like Oliver) and then have a go yourself. Poundland and supermarket have cheap seeds Or, if you take out the seeds from a tomato and dry them on kitchen towel, you can use them instead!</p> <p>https://youtu.be/IXYHZcfwcro</p> 	<p>Understanding the world</p> <p>How good at recognizing vegetables are you? Have a go at this short quiz on cbeebies https://www.bbc.co.uk/cbeebies/puzzles/our-family-vegetable-quiz</p> 	<p>Physical Development</p> <p>Hope you are managing to do some exercise each day. Let’s finish the week with an 8 minute work-out – can you keep up?!</p> <p>https://youtu.be/9uw9ug_g-gM</p> 
Literacy	<p>This week’s story continues our theme of growing – Oliver’s vegetables.</p>	<p>Let’s listen to Oliver’s story again. https://youtu.be/2yvllKqyVUc</p>	<p>Oliver’s Mum wants him to eat healthily. Draw a circle for the plate and draw what you think</p>	<p>I think Oliver really enjoyed his stay at Grandma’s and Granddad’s. Draw a</p>	<p>Now that Oliver has eaten all grandad’s vegetables, he needs to go and buy some more</p>

<https://youtu.be/2yvllKqyVUc>



Can you remember Oliver's favourite food? Which vegetable are they made from?

Can you remember which vegetables Oliver ate before he




found the potatoes in the garden? Have a go at writing a list of the vegetables in the story.

would make a healthy meal.

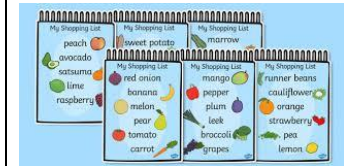


Can you think of some foods that are not so healthy?

picture of Oliver with a speech bubble. What do you think Oliver would say to them? Use your sounds to help write the words and don't forget to put gaps between the words!



from the shop. Let's write a shopping list for him to take. Use your sounds to help you write the words.



Phonics



Lesson 1

More speed sounds and fredtalk with Rosie!
<https://schools.ruthmiskin.com/training/view/7damU2LS/5H8JdbJ4>

One of Rosie's words today is 'bed'. How many words can we write down that rhyme with 'bed'?

Lesson 2

One of Rosie's words today is 'pet'. Can you think of some words that rhyme with pet?
<https://schools.ruthmiskin.com/training/view/QXebgLZG/vIJ2SLIm>



Lesson 3



Keep practising your blending!
<https://schools.ruthmiskin.com/training/view/JBKOp5sw/VQQzHRp4>

One of Rosie's words today is 'fun'. Have a go at

Lesson 4

You should be a blending expert by now!
<https://schools.ruthmiskin.com/training/view/xeFnBrwb/iPEXDM0x>
 One of today's words is 'log'. Can you write this rhyming sentence?
the frog sat on the log.



Lesson 5

<https://schools.ruthmiskin.com/training/view/DiYzRnCy/cdzXe9oL>
 One of the today's words is 'lip'. Write a list of words that rhyme with **lip**.





writing all the words you know which rhyme with 'fun'.

Maths

Building 9 & 10



Week 1, session 1
Representing 9 & 10

<https://whiterosemaths.com/homelearning/early-years/building-9-10-week-1/>



Find your Numicon for 9 and 10. What is the

difference? Now find different ways of making the total 9 or 10 using 2 pieces of

Numicon. For instance, if you put a 4 and 5 piece of Numicon together, what does it make?



Week 1, session 2
Sorting 9 & 10

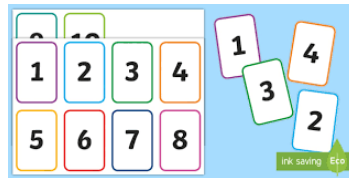
<https://whiterosemaths.com/homelearning/early-years/building-9-10-week-1/>

Think about different ways of showing 9 and 10. You could draw round the Numicon for that picture, you could draw a tower with that number of cubes, you could draw a domino to show.



Week 1, session 3
Ordering numbers to 10

<https://whiterosemaths.com/homelearning/early-years/building-9-10-week-1/>
Make some number cards from 1 – 10. Ask your grown up to put them in wrong order and see if you can spot the mistakes. Then you swop over. Put the numbers in the wrong order and see if you help your grown up to put them right!



Week 1 session 4
Composition of 9 & 10

<https://whiterosemaths.com/homelearning/early-years/building-9-10-week-1/>

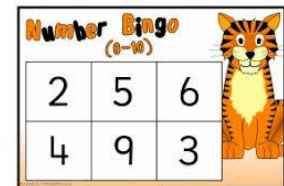
Design a monster with 10 arms and legs and 9 eyes. Give your monster a name.



Week 1, session 5
Numbers to 10 bingo

<https://whiterosemaths.com/homelearning/early-years/building-9-10-week-1/>

Make a bingo board on your whiteboard, using any numbers from 1 – 10.



Now make some bingo cards showing quantities to match the numbers on your board. Eg a picture with 2 apples or a picture with 3 cats.



Songs & stories	<p>Join in with this funny song about vegetables – Do you like broccoli ice cream? https://youtu.be/frN3nvIHUk</p>	<p>This is a really happy song about some delicious vegetables – cauliflowers fluffy https://youtu.be/PukdaXUzgOU</p>	<p>How many vegetables do they name in the vegetable song? https://youtu.be/RE5tvaveVak</p>	<p>Do you remember listening to the nursery rhyme 'Mary, Mary' last week? This is Lola's favourite song and it makes her want to have a garden all of her own. https://youtu.be/f01WcOO8vbM</p>	<p>Watch this wonderful story about growing vegetable soup – we're going to be doing lots of growing in school next week! https://youtu.be/vTCSbPgZZgM</p>