






Reception Home Learning – Spring Term – w/b 08.02.21

Hello everyone! A big thank you to our parents who have been supporting their children to access their learning via the zoom teaching sessions. It has been so lovely to see everyone and the children are responding really well to online teaching. Please bring your home learning pack, especially a whiteboard and pen to the 11am lesson. Send photos of your child’s learning to admin@st-marys.lewisham.sch.uk. Don’t forget you can access many E-books via websites listed on the school website home learning page. Our website of the week is <http://www.lovelybooks.co.uk/> - which recommends great books for different age ranges and suggests activities to go with each book – well worth a look. Many thanks! Miss Rowe


<u>Week 2</u>	<u>Monday</u>	<u>Tuesday</u>	<u>Wednesday</u>	<u>Thursday</u>	<u>Friday</u>
Topic	<p>Wake up to Monday with some serious exercise! Remember – you can stop the film, if you need extra time to rest!</p> <p>https://youtu.be/E5cmJpSFZB8</p> 	<p>Valentine’s Day yoga!</p> <p>https://youtu.be/cUT7lmw6FoJamie from cosmic yoga has made a special Valentine’s day session – it’s quite long, so you might just do half.</p> 	<p>Valentine’s Day card.</p> <p>Time to make your own Valentine’s card. Fold a piece of card and draw a large heart outline. How can you decorate your heart? You could stick bits of coloured paper on it or decorate it with felt tips.</p>  <p>Who will you give your card to? Now write a message inside.</p>	<p>Tomorrow is Chinese New Year and many Chinese families will be preparing for this special day. Watch this film which shows how Abbie and her family get ready.</p> <p>https://www.bbc.co.uk/cbeebies/watch/chinese-new-year</p> 	<p>Today is the start of Chinese new Year. Chinese families will be eating a special meal, dressing in their best clothes and exchanging red money envelopes. Watch this film which shows how the Chinese new Year is celebrated.</p> <p>https://www.bbc.co.uk/cbeebies/watch/chinese-new-year</p> 
Literacy	Next Sunday is Valentine’s Day – when people give	Big Nutbrown Hare and Little Nutbrown hair are best friends.	Here is another lovely story to listen to	Cleversticks Today we are reading a story about Ling Sung	Chinese New Year Today is the start of Chinese New Year.

cards and presents to those they love.

So we are going to listen to a story which tries to measure love.

It's about 2 hares – they are like rabbits but with longer ears.

<https://youtu.be/B1P2u2OGA2I>



Who are the people you love and care for?

Think about your best friend. Draw their picture and have a go at writing their name. Tell your adult what makes them special.




about caring for someone special, Love by Emma Dodd

<https://youtu.be/KPnMeu3Ala8>



who finds out there is something he is can do that no one else can.

<https://youtu.be/FjeVdx6-bRQ>










Can you tell me something you are very good at doing? Draw a picture of it and write underneath something you are good at.



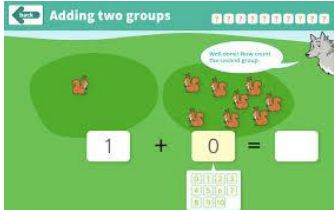
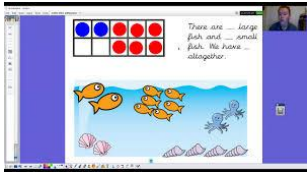

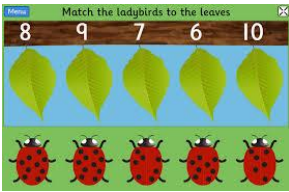



Watch this film on Cbeebies, which retells the story of how the animals of the Chinese zodiac had a race.



Can you remember who won the race – and who came 2nd?



<p>Phonics</p> 	<p><u>Lesson 1</u> This week we will be continuing to practise blending sounds with Rosie. https://schools.ruthmiskin.com/training/view/vXU9qo8p/oQ7pYc8n</p> 	<p><u>Lesson 2</u> More speed sounds and fredtalk with Rosie! https://schools.ruthmiskin.com/training/view/9bRbJ8fQ/SK2XjD4M</p> 	 <p><u>Lesson 3</u> https://schools.ruthmiskin.com/training/view/RMVKreBN/qvM0euOP</p>	<p><u>Lesson 4</u></p>  <p>Keep practising your blending! https://schools.ruthmiskin.com/training/view/ttcziVQw/YdoOE0dj</p>	<p><u>Lesson 5</u> You should be a blending expert by now! https://schools.ruthmiskin.com/training/view/7lXmX0EJ/nhckQJJ8</p> 
<p>Maths</p> <p>Growing 6, 7, 8!</p> 	<p><u>Week 2, session 1</u> Matching 6, 7 & 8 https://whiterosemaths.com/homelearning/early-years/growing-6-7-8-week-2/</p> <p>Today we are going to count the spots on the ladybirds to see if they are the same (match) or different. Have a go at making some ladybird cards of your own, Tell your grown up if they have the same number or</p>	<p><u>Week 2, session 2</u> Making pairs https://whiterosemaths.com/homelearning/early-years/growing-6-7-8-week-2/</p> <p>We make pairs by putting things into groups of 2. Shoes and socks are always in pairs because we have 2 feet. Have a look round your home. Can you find some pairs?</p>	<p><u>Week 2, session 3</u> Combining 2 groups https://whiterosemaths.com/homelearning/early-years/growing-6-7-8-week-2/</p> <p>Find out how to use the 10 frame to help you count 2 groups of objects. Now draw some pictures showing 2 groups – for instance 3 flowers and 5 flowers. How many are there altogether? Count and write down the answer.</p>	<p><u>Week 2, session 4</u> Combining 2 groups https://whiterosemaths.com/homelearning/early-years/growing-6-7-8-week-2/</p> <p>Today we are doing more work on adding 2 groups. Draw a picture with a group of small fish and a group of big fish. Count how many in each group, then count both groups in one go to find the total.</p>	<p><u>Week 2, session 5</u> Adding more https://whiterosemaths.com/homelearning/early-years/growing-6-7-8-week-2/</p> <p>Today we are going to practice a really important skill – counting along a number track. If you have played a game of snakes & ladders you will have been practicing the same skill.</p>

	<p>not.</p> 				<p>If you don't have this game, draw your own number line up to 10 or even 20 if you can. Practice rolling a dice and moving a counter along your track.</p> 
<p>Songs & games</p>	<p>J Have a go at playing this game, Can you match the number of spots on the ladybird to the number above the leaf? https://www.topmarks.co.uk/learning-to-count/ladybird-spots</p> 	<p>Here is a song about pairs – The animals went in  2 by 2. https://www.bbc.co.uk/teach/school-radio/nursery-rhymes-the-animals-went-in-two-by-two/zr88bdm</p>	<p>This is a very funny story about pairs which is a great favourite in Reception – Simon Sock https://youtu.be/IF-EHOTLRyU</p> 	<p>Have a go at singing along with this new counting rhyme – One man went to mow https://www.bbc.co.uk/teach/school-radio/nursery-rhymes-one-man-went-to-mow/zjgnmfr</p> 	<p>Another number song that involves counting up to 20. https://www.bbc.co.uk/teach/school-radio/nursery-rhymes-one-two-buckle-my-shoe/zkvtqp3</p> 