




Year 1 Home Learning

	Day 1	Day 2	Day 3
Week 9	<p>Phonics Click here to watch today's phonics video. Now practise your spelling</p> <p>Reading. <i>Our topic this term is 'Growing seeds'. We will be listening to different stories about seeds and plants. Hope you enjoy them!</i> Read for 10 minutes. Listen to Sid the seed</p>  <p>Writing Enjoy the story 'Sidney Spider – A Tale of Friendship'. You can also listen to the story here. Look at the last page of you Literacy pack. Think about all the activities you have done in this unit. Which one was your favourite one? Complete the worksheet on page 17.</p> <p>Maths This week we will learning how to count in 2s and 5s. Click here and have fun counting in 2s. Now log onto purple mash and complete you 2do on counting in 2s.</p> <p>PE Let's do some cosmic yoga here</p> <p>RE Do you know what rules are? Can you think of examples of rules for the school/home/the classroom? We do have some rules in Year one. We call them class agreement. Discuss the following questions with your adult. Why do we have rules? What would it be like without rules? Christians believe there is a set of rules they are commanded to follow. Watch this clip to find out more about the 10 commandments. Now here is a song to help you remember God's 10 commandments.</p>	<p>Phonics Click here to watch today's phonics video. Now practise your spelling</p> <p>Reading. Read for 10 minutes. Listen to Olivia plants a garden</p>  <p>Writing When we come back to school, we will still be washing our hands regularly and I know you are doing the same at home as well. Can you write a set of instructions on how to wash your hands? Make sure you use the following words in your instructions. First, Next, Then, After that, Finally. (Look at the washing hands instructions poster for support.)</p> <p>Maths – Numbers to 50 Click here for another fun clip about counting in 2s Now log onto purple mash and complete your next 2do on counting in 2s.</p> <p>PE Click here to have some fun dancing today.</p> <p>RE Let's remind ourselves of God's 10 commandments here. Today I want you to think of you own sets of rules. We have not seen our friends for a while and soon we will see them again. How exciting! Think of at least five rules that we should have in class so that we can all work nicely together. (You can write more than five if you want)</p>	<p>Phonics Click here to watch today's phonics video. Now practise your spelling</p> <p>Reading. Read for 10 minutes. Listen to The parable of the farmer and the seeds.</p>  <p>Writing Today can you write a set of instructions on how you sowed your cress seeds? What did you do first? Next? Remember to use the following words in your instructions. First, Next, Then, After that, Finally. (Look at the planting cress seeds instructions for support)</p> <p>Maths – Click here and have fun counting in 5s today. Now log onto purple mash and complete your 2do on counting in 5s.</p> <p>PE Let's do some cosmic yoga here.</p> <p>RE Let's remind ourselves of the 10 commandments here. Why did God feel that there needed to be a set of rules for the world? What was he trying to achieve by encouraging people to follow these rules? Look at the class rules you have written yesterday. Today we will look at two different fun ways of recording your rules. The first one is in a 'Chatterbox' You can learn how to make a chatterbox here Then look at the 'RE powerpoint' to see how you can record your class rules.</p> <p>Alternatively you can draw around your hand and record each rule on one finger. (See RE powerpoint)</p>