
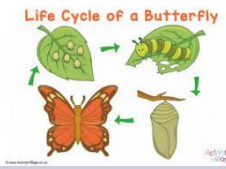







	Monday 4 <sup>th</sup> January	Tuesday 5 <sup>th</sup> January	Wednesday 6 <sup>th</sup> January	Thursday 7 <sup>th</sup> January	Friday 8 <sup>th</sup> January
Week 1	<p><b>INSET DAY</b></p>	<p><b>Phonics</b> Click <a href="#">here</a> to watch today's phonics video. Now practise your <a href="#">spelling</a>.</p> <p><b>Reading.</b> Read for 10 minutes. Listen to <a href="#">'The Very Hungry Caterpillar'</a></p>  <p><b>Writing</b> Open the document called 'Bob the Bubble'. Read the story (or listen to it by clicking on the link!) Complete the sheets on pages three and four. You can either print the pages out or just write your answers on a piece of paper.</p> <p><b>Maths</b> Count from 0-100. Click <a href="#">here</a> to watch the video about recognising coins. Then have a go at the worksheet called 'Tuesday Maths'. If that looks easy then try 'Tuesday Maths Challenge'.</p> <p><b>Science</b></p> <p>Today we will learn about the lifecycle of a butterfly <a href="#">here</a>. Now, watch it in <a href="#">real life!</a> Make a poster, model, collage or even a little book showing the lifecycle of a butterfly.</p> 	<p><b>Phonics</b> Click <a href="#">here</a> to watch today's phonics video. Now practise your <a href="#">spelling</a>.</p> <p><b>Reading.</b> Read for 10 minutes. Listen to the story of <a href="#">Funnybones</a>.</p>  <p><b>Writing</b> Open the document called 'Bob the Bubble'. Read or listen to the story again. Can you answer the quiz questions? Listen carefully to the story as many times as you need to, to help you find the answers.</p> <p><b>Maths</b> Count from 0-100. Click <a href="#">here</a> to watch the video about counting money in pence. Then have a go at the worksheet called 'Wednesday Maths'. If that looks easy then try 'Wednesday Maths Challenge'.</p> <p><b>Science</b></p> <p>Yesterday, we looked at the lifecycle of a butterfly. Today let's look at the human lifecycle. Open the sheet 'Science Wednesday'. Print it if you can, then cut out the pictures and stick them in the right place on the human lifecycle. If you can't print the sheet, draw your own pictures of a baby, toddler, child, teenager and adult.</p> 	<p><b>Phonics</b> Click <a href="#">here</a> to watch today's phonics video. Now practise your <a href="#">spelling</a>.</p> <p><b>Reading.</b> Read for 10 minutes. Listen to the story of <a href="#">I will never not ever eat a tomato</a>.</p>  <p><b>Writing</b> Open the document called 'Bob the Bubble'. Head to page 7. Today we are going to think about some words from the story. Talk to somebody about what each word means and make up an action to go with each word to help you remember its meaning.</p> <p><b>Maths</b> Count from 0-100. Click <a href="#">here</a> to watch the video about counting money in pounds. Then have a go at the worksheet called 'Thursday Maths'. If that looks easy then try 'Thursday Maths Challenge'.</p> <p><b>Science</b></p> <p>Today you have two choices.</p> <ol style="list-style-type: none"> <li>You can choose your favourite animal, find out about their lifecycle and make a poster to show it. OR</li> <li>Find out more about lifecycles by playing <a href="#">this game</a>.</li> </ol> 	<p><b>Phonics</b> Click <a href="#">here</a> to watch today's phonics video. Now practise your <a href="#">spelling</a>.</p> <p><b>Reading.</b> Read for 10 minutes. Listen to the story of <a href="#">The Tiger Who Came to Tea</a>.</p>  <p><b>Writing</b> Open the document called 'Bob the Bubble'. Head to page 9. Today I would like you to make a puppet show! You can either print off the puppets in the document or use paper to draw and make your own. Retell the story of Bob the Bubble using your puppets. If you like, you could film it and send it in for me to see!</p> <p><b>Maths</b> Review what you have learned about money and practise counting and choosing coins to pay with by playing <a href="#">this game</a> and <a href="#">this game</a>. <b>If that looks easy then try 'Friday Maths Challenge'.</b></p> <p><b>Science</b></p> <p>Learn about herbivores, carnivores and omnivores <a href="#">here</a>. You learned about this last year in Year One. Do you remember? Look at the animals on the sheet 'Friday Science'. Decide whether each animal is a carnivore, herbivore or an omnivore.</p> 